



Since 1883, Wolverine® has been constructing the finest performance, work and outdoor footwear for men and women. Individuals have grown to trust the Wolverine brand for providing comfort, good fit, durability, quality construction and materials. Wolverine® Eyewear adheres to these standards in providing a variety of rugged shapes and styles perfect for everyday wear.

**WOLVERINE®**



**WOLVERINE**

**index | eyewear**

Bison .....153  
Compressor .....153  
Ranier .....153  
Timber .....153

**sunwear**

Agent .....154  
Rugged.....154  
Stealth .....154  
Wedge.....154  
  
P.O.P. ....155

All measurements are approximate.



**Bison - BISO**



**Color  
Frame:**



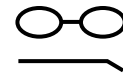
Titanium Full Rim  
Titanium  
Spring Hinge

eye	a	b	ed	dbl	temple
56	56.7	36.2	60.7	18	140
58	58.3	38.0	62.7	18	145

**Compressor - CPSR**



**Color  
Frame:**



Titanium Full Rim  
Titanium  
Spring Hinge

eye	a	b	ed	dbl	temple
54	54.0	32.5	54.5	20	140
56	56.0	34.5	56.5	20	145

**Ranier - RANI**



**Color  
Frame:**



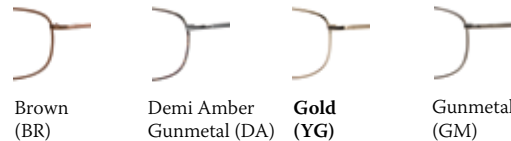
Titanium Full Rim  
Titanium  
Integrated Spring Hinge

eye	a	b	ed	dbl	temple
54	54.5	31.6	56.9	19	140
56	56.7	33.5	59.4	19	145

**Timber - TIMB**



**Color  
Frame:**



Titanium Full Rim  
Titanium  
Integrated Spring Hinge





eye	a	b	ed	dbl	temple
53	53.5	39.0	57.0	19	140
55	55.5	41.0	59.0	19	145



## Agent - AGEN



**Color Frame:** Black (BK) Gunmetal (GM)  
**Lens:** Gray Green

-  Metal Full Rim
-  Metal/Cellulose Acetate
-  Polycarbonate
-  Spring Hinge





Features  
 - 8 Base  
 - Polarized Lens

eye	a	b	ed	dbl	temple
61	61.2	39.5	63.9	17	130

## Rugged - RUGG



**Color Frame:** Black (BK) Tortoise (TO)  
**Lens:** Gray Brown

-  Cellulose Acetate Full Rim
-  Cellulose Acetate
-  Polycarbonate
-  Spring Hinge





Features  
 - 8 Base  
 - Polarized Lens

eye	a	b	ed	dbl	temple
60	60.5	35.1	63.1	17	130

## Stealth - STEA



**Color Frame:** Brown (BR) Gunmetal (GM)  
**Lens:** Brown Green

-  Metal Full Rim
-  Metal/Cellulose Acetate
-  Polycarbonate
-  Spring Hinge





Features  
 - 6 Base  
 - Polarized Lens

eye	a	b	ed	dbl	temple
58	58.1	45.9	64.6	17	130

## Wedge - WEDG



**Color Frame:** Brown (BR) Gunmetal (GM)  
**Lens:** Brown Gray

-  Metal Full Rim
-  Metal
-  Polycarbonate
-  Spring Hinge

Features  
 - 6 Base  
 - Polarized Lens

eye	a	b	ed	dbl	temple
60	60.3	34.5	62.8	18	135





**6-Piece Display**  
Free with the purchase of 6 frames.  
Z207



**6" x 9" Counter Card**  
Style Featured: Rugged  
Z152

All Counter Cards are available upon request. While supplies last.

